

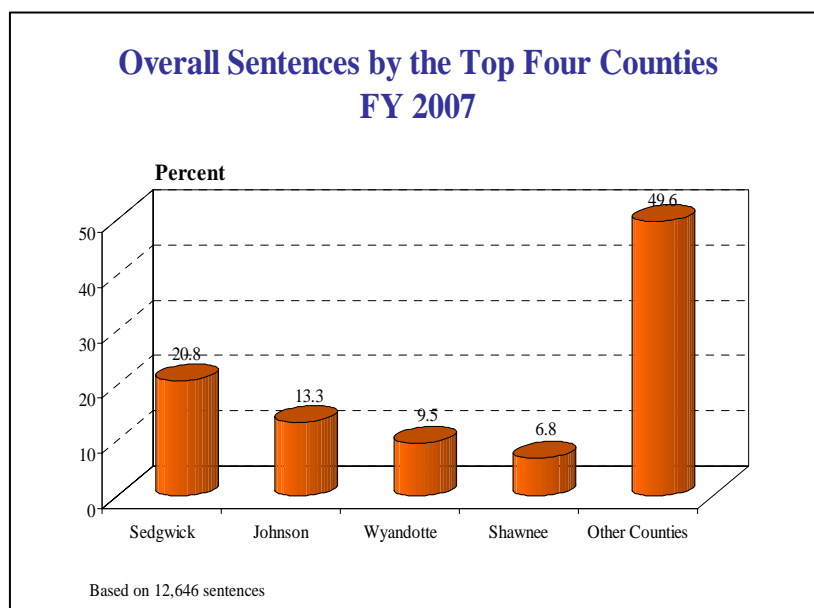
APPENDIX I

SENTENCES FROM THE TOP FOUR COUNTIES

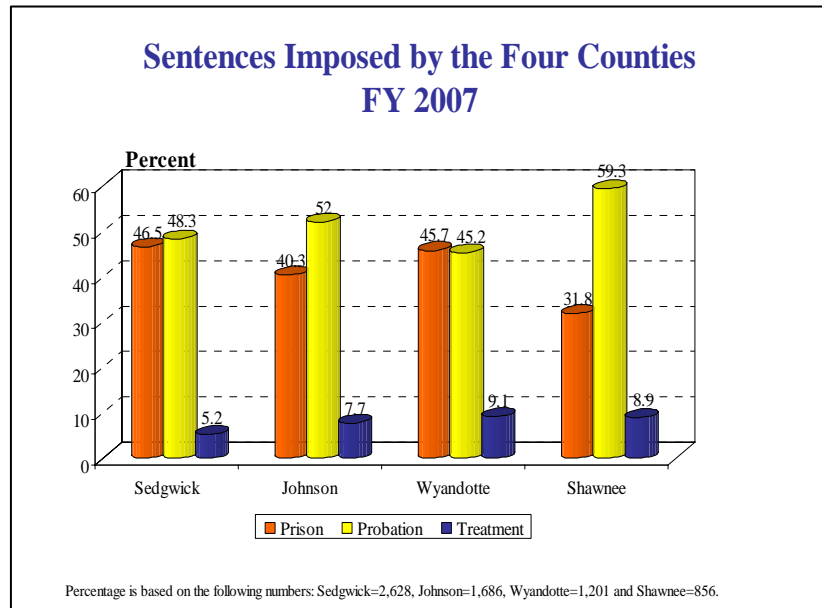
The Analysis on the sentences submitted to the Commission during FY 2007 indicates that Sedgwick, Johnson, Wyandotte and Shawnee counties remained the top four counties, whose sentences imposed accounted for 50.4% of the total state sentences. This percentage is very close to that of FY 2006. Sedgwick continued to be the top-committing county followed by Johnson, Wyandotte and Shawnee counties, which is consistent with the distributions of previous years. In comparison with the

sentencing data of FY 2006, no significant changes were identified in the percentages of sentences from the four counties. Sedgwick County decreased by 1.1%, while Wyandotte County and Shawnee County increased by 0.2% and 0.6% respectively. Johnson County remained constant in the percentage of sentences imposed. The following figures and tables display the characteristics of offenses and offenders from the four counties in FY 2007.

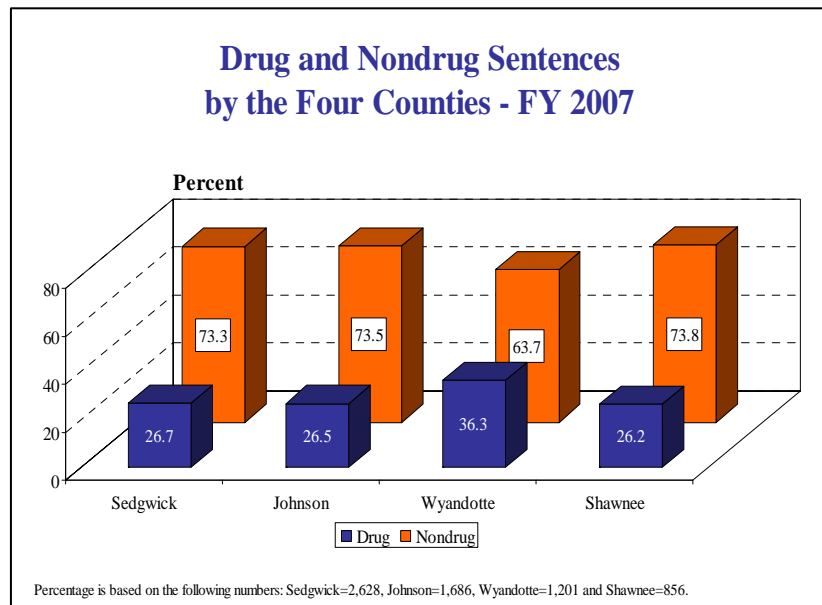
Sedgwick, Johnson, Wyandotte and Shawnee Counties were the top four committing counties with sentencing events accounting for 50.4% of the total state sentences in FY 2007, a decrease of 0.3% from that of FY 2006 (50.7%).



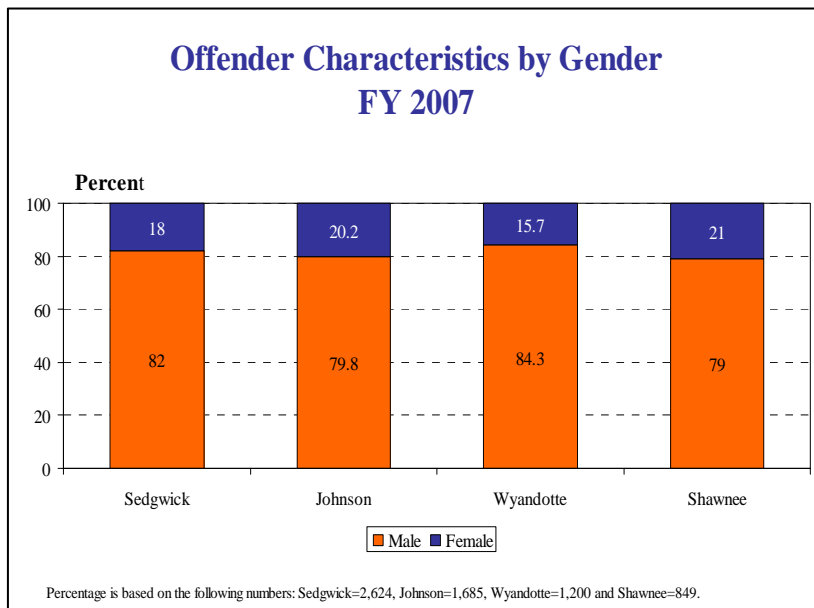
Sedgwick County imposed the higher percentage of prison sentences (46.5%) than the other three counties, while the highest rate of probation sentences was identified in Shawnee County (59.3%). Wyandotte County imposed the highest rate of Senate Bill 123 drug treatment sentences (9.1%) among the four counties.



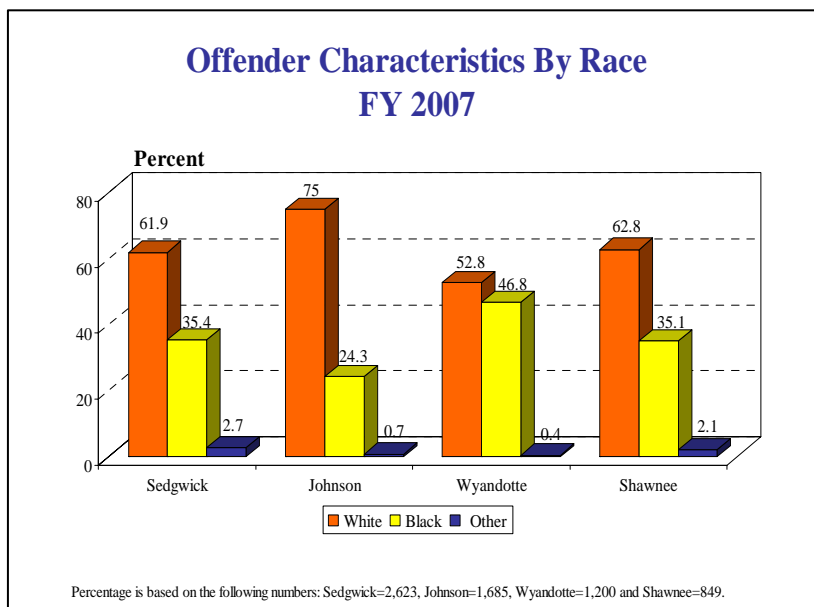
The examination of sentences imposed by types of drug and nondrug discloses that Wyandotte County represented the highest percentage of drug sentences (36.3%), while Shawnee County imposed the largest proportion of nondrug sentences (73.8%) among the four counties.



In terms of gender of offenders, Shawnee County represented the highest percentage of female offenders (21%), while Wyandotte County reported the highest rate of male offenders (84.3%).



Racial analysis on offenders reveals that Johnson County reported more white offenders (75%), while Wyandotte County reported more black offenders (46.8%), which remained constant as compared to FY 2006.



FY 2007 Sentences from the Four Counties by Severity Level

Severity Level	Sedgwick		Johnson		Wyandotte		Shawnee	
	N	%	N	%	N	%	N	%
D1	33	1.3	7	0.4	3	0.2	7	0.8
D2	39	1.5	3	0.2	4	0.3	7	0.8
D3	174	6.6	154	9.1	60	5.0	64	7.5
D4	455	17.3	282	16.7	369	30.7	146	17.1
N1	26	1.0	9	0.5	10	0.8	7	0.8
N2	23	0.9	6	0.4	9	0.7	4	0.5
N3	137	5.2	49	2.9	54	4.5	39	4.6
N4	39	1.5	10	0.6	12	1.0	10	1.2
N5	225	8.6	105	6.2	93	7.7	50	5.8
N6	49	1.9	12	0.7	23	1.9	12	1.4
N7	454	17.3	158	9.4	124	10.3	110	12.9
N8	374	14.2	208	12.3	79	6.6	93	10.9
N9	408	15.5	338	20.0	186	15.5	213	24.9
N10	42	1.6	192	11.4	132	11.0	19	2.2
Nongrid	142	5.4	149	8.8	35	2.9	69	8.1
Offgrid	6	0.2	4	0.2	8	0.7	6	0.7
Unknown	2	0.1	0	0.0	0	0.0	0	0.0
Total	2,628	100.0	1,686	100.0	1,201	100.0	856	100.0

FY 2007 Top Ten Offenses Committed by Offenders in the Four Counties – 1

Offense Type	Sedgwick County		Offense Type	Johnson County	
	N	%		N	%
Drugs	701	26.7	Drugs	446	26.5
Burglary	238	9.1	Theft	226	13.4
Aggravated Battery	212	8.1	DUI	144	8.5
Theft	212	8.1	Forgery	114	6.8
Forgery	202	7.7	Burglary	109	6.5
DUI	139	5.3	Identity Theft	71	4.2
Aggravated Robbery	84	3.2	Aggravated Battery	62	3.7
Aggravated Assault	82	3.1	Criminal Threat	57	3.4
Agg Escape from Custody	73	2.8	False Writing	57	3.4
Agg Indecent Liberties w/Child	71	2.7	Aggravated Assault	43	2.6
Total	2,014	76.8	Total	1,329	79.0

FY 2006 Top Ten Offenses Committed by Offenders in the Four Counties – 2

Offense Type	Wyandotte County		Offense Type	Shawnee County	
	N	%		N	%
Drugs	436	36.3	Drugs	224	26.2
Theft	88	7.3	Theft	116	13.6
Burglary	76	6.3	Burglary	78	9.1
Fleeing or Eluding LEO	73	6.1	DUI	67	7.8
Aggravated Battery	69	5.7	Forgery	61	7.1
Forgery	67	5.6	Aggravated Battery	54	6.3
Robbery	42	3.5	Fleeing or Eluding LEO	28	3.3
Aggravated Assault	39	3.2	Robbery	27	3.2
DUI	35	2.9	Aggravated Robbery	24	2.8
Aggravated Robbery	32	2.7	Aggravated Burglary	15	1.8
Total	957	79.6	Total	694	81.2